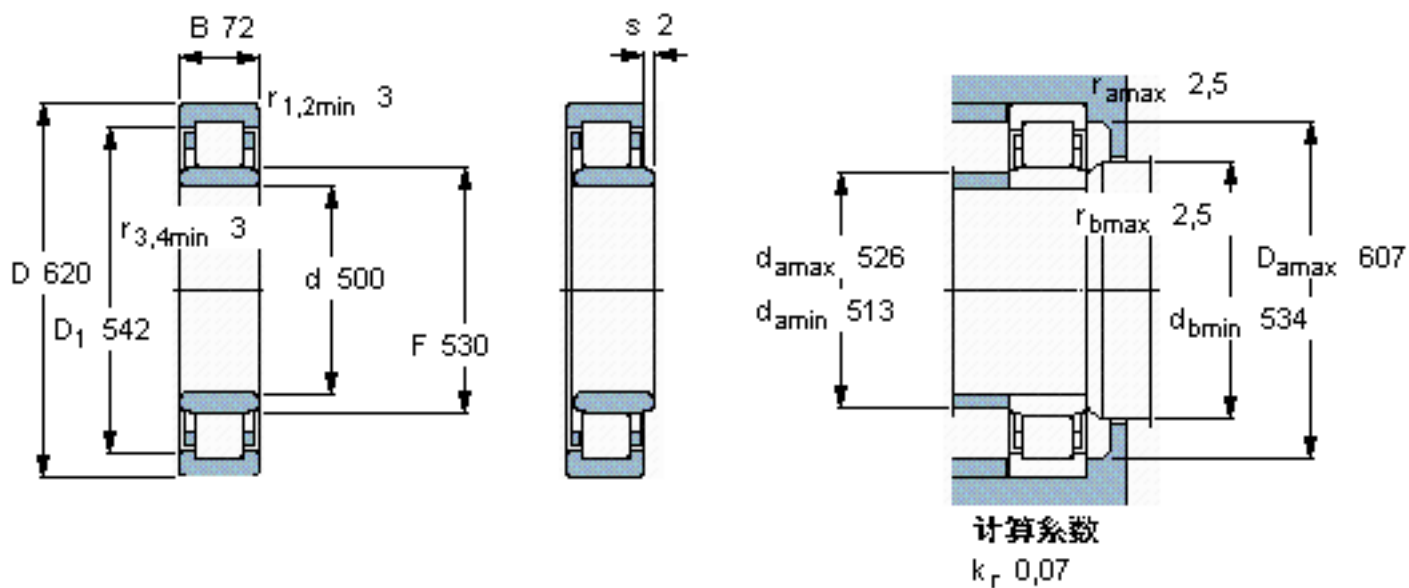


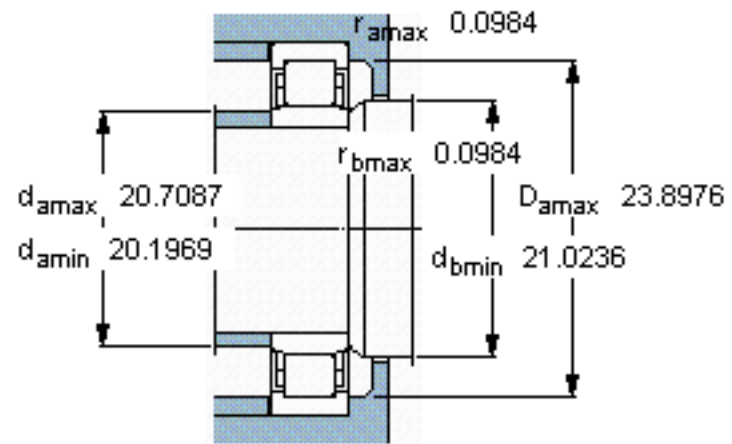
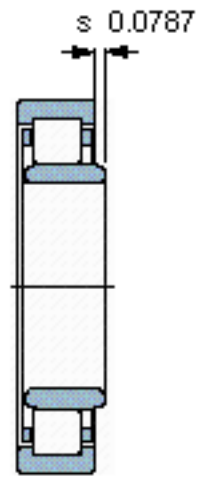
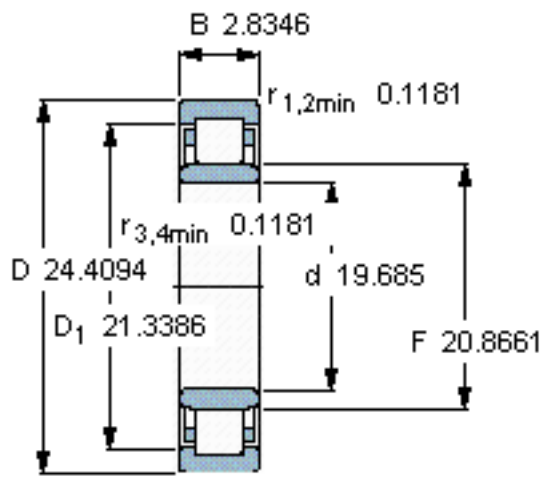
SKF NU 28/500 ECMA参数

主要尺寸	d	500	mm	-
	D	620	mm	-
	B	72	mm	-
基本额定载荷	C	1170000	N	动载荷
	C_0	2700000	N	静载荷
疲劳载荷极限	P_u	204000	N	-
额定转速	参考转速	950	r/min	-
	极限转速	1300	r/min	-
重量	重量	50000	g	-
型号	* SKF 探索者轴承号	NU 28/500 ECMA	-	-
角圈	型号	-	-	-

SKF NU 28/500 ECMA图片



参考资料:<http://www.sozhou.com/p/0e928f19.html>



计算系数
 k_r 0,07