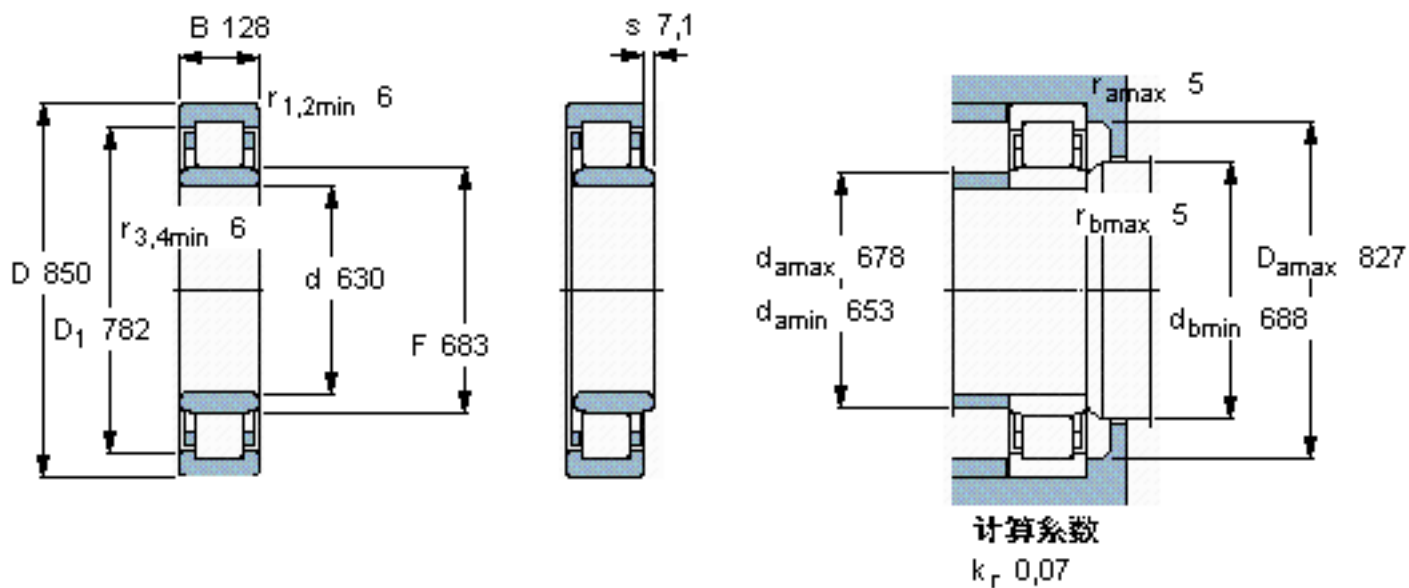


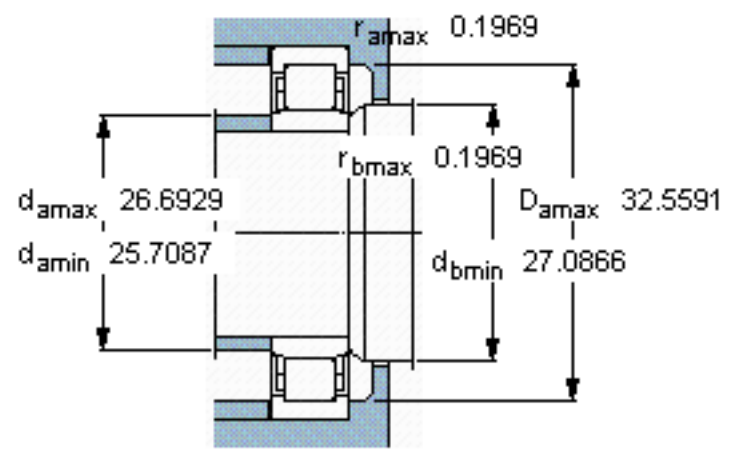
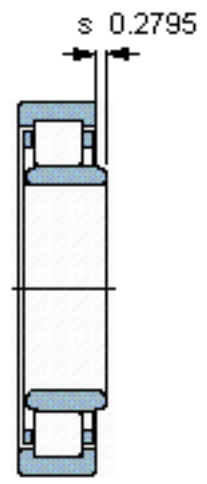
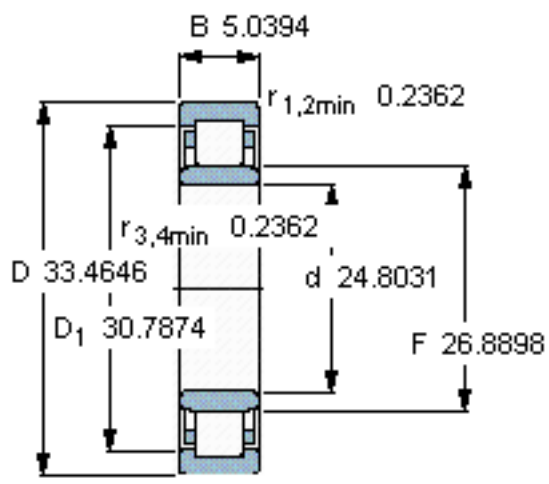
SKF NU 29/630 ECMA参数

|        |             |                |       |     |
|--------|-------------|----------------|-------|-----|
| 主要尺寸   | d           | 630            | mm    | -   |
|        | D           | 850            | mm    | -   |
|        | B           | 128            | mm    | -   |
| 基本额定载荷 | C           | 3300000        | N     | 动载荷 |
|        | $C_0$       | 720000         | N     | 静载荷 |
| 疲劳载荷极限 | $P_u$       | 510000         | N     | -   |
| 额定转速   | 参考转速        | 700            | r/min | -   |
|        | 极限转速        | 900            | r/min | -   |
| 重量     | 重量          | 220000         | g     | -   |
| 型号     | * SKF 探索者轴承 | NU 29/630 ECMA | -     | -   |
| 角圈     | 型号          | -              | -     | -   |

SKF NU 29/630 ECMA图片



参考资料:<http://www.sozhou.com/p/100e1f29.html>



计算系数  
 $k_r$  0,07