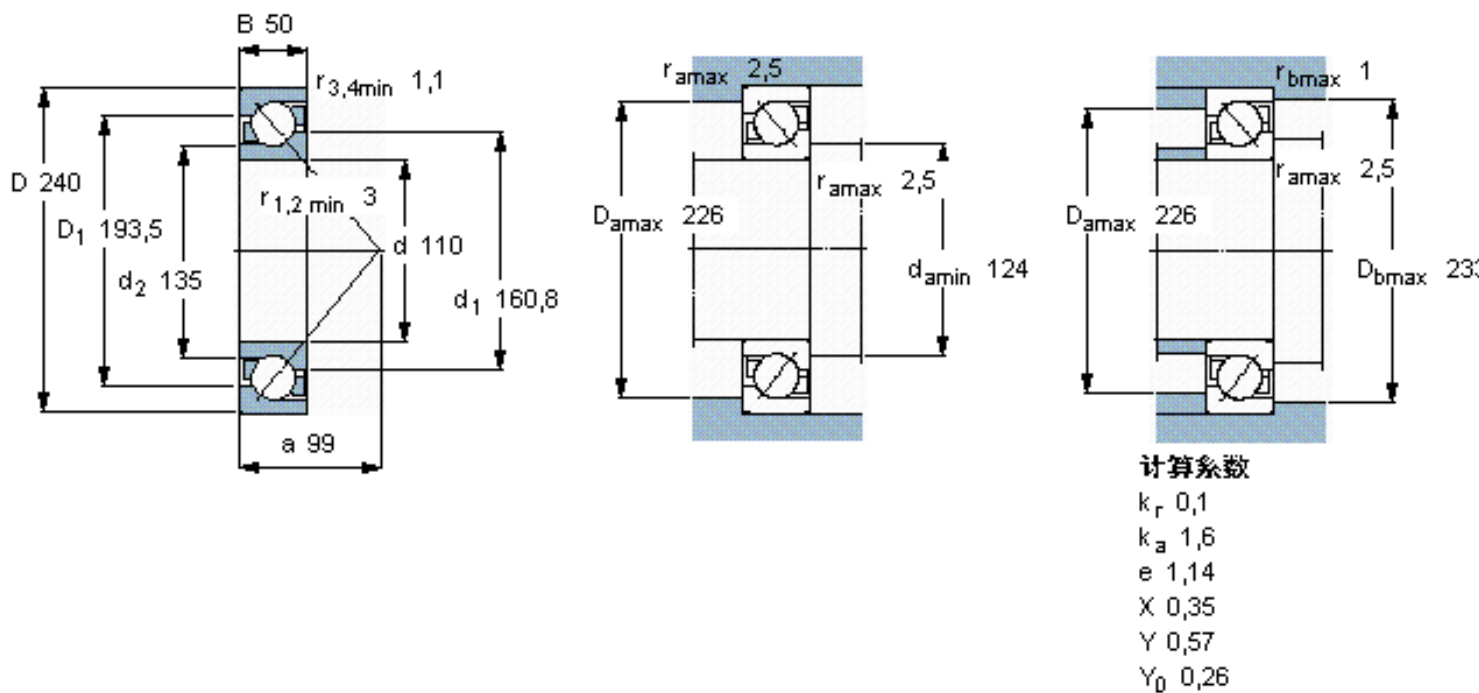


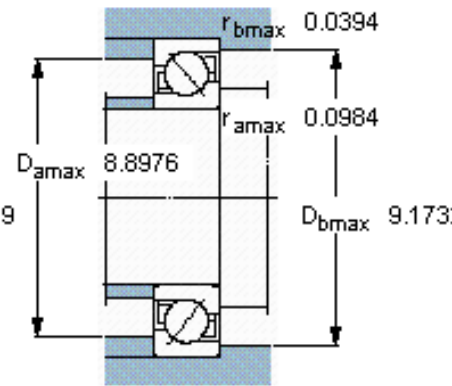
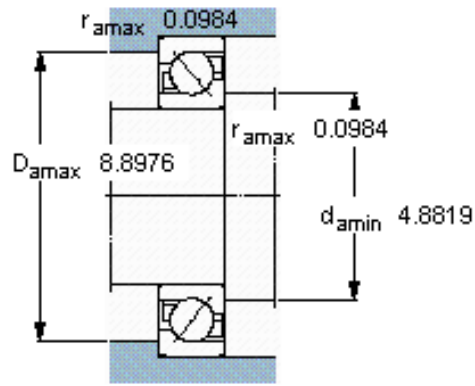
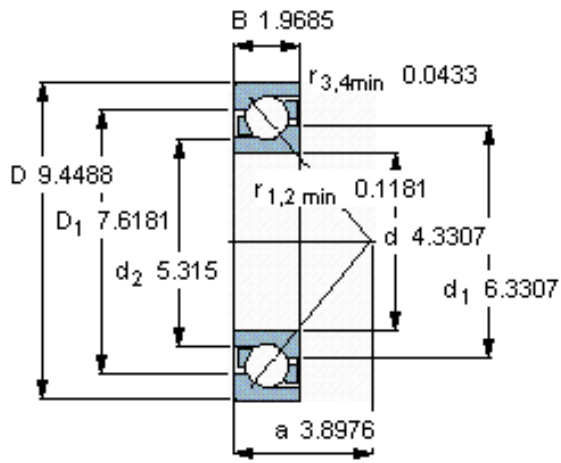
### SKF 7322 BEM参数

主要尺寸	d	110	mm	-
	D	240	mm	-
	B	50	mm	-
基本额定载荷	C	225000	N	动载荷
	$C_0$	224000	N	静载荷
疲劳载荷极限	$P_u$	7200	N	-
额定转速	参考转速	3200	r/min	-
	极限转速	3400	r/min	-
重量	重量	10700	g	-
型号	* SKF 探索者轴承	7322 BEM	-	-

### SKF 7322 BEM图片



参考资料: <http://www.sozhou.com/p/2f232774.html>



计算系数

$k_r$  0,1

$k_a$  1,6

$e$  1,14

$X$  0,35

$Y$  0,57

$Y_0$  0,26