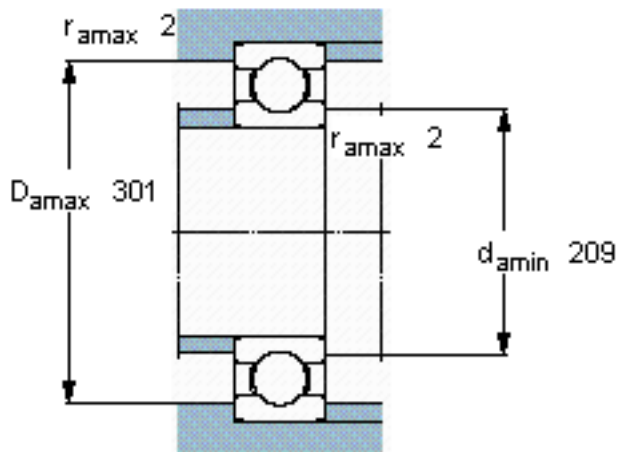
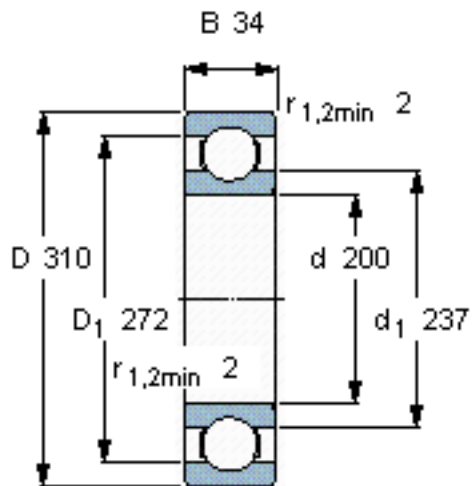


SKF 16040/W64参数

| | | | | |
|--------|-------------|-----------|-------|-----|
| 主要尺寸 | d | 200 | mm | - |
| | D | 310 | mm | - |
| | B | 34 | mm | - |
| 基本额定载荷 | C | 168000 | N | 动载荷 |
| | C_0 | 190000 | N | 静载荷 |
| 疲劳载荷极限 | P_u | 5100 | N | - |
| 极限转速 | 极限转速 | 1200 | r/min | - |
| 重量 | 重量 | 8850 | g | - |
| 型号 | * SKF 探索者轴承 | 16040/W64 | - | - |

SKF 16040/W64图片

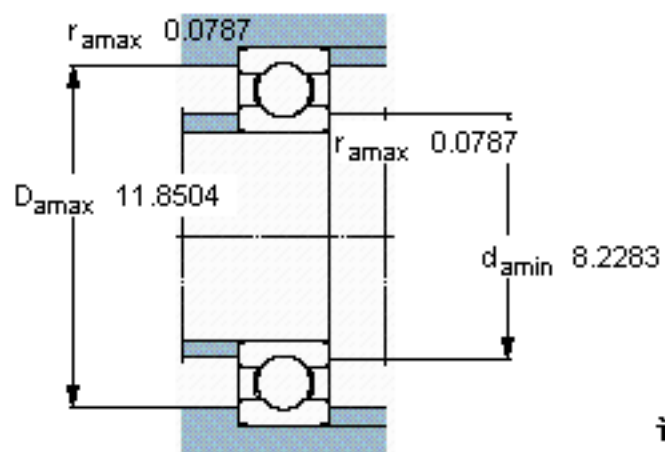
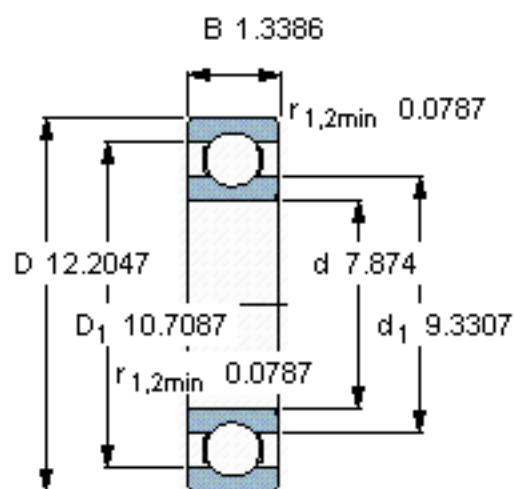


计算系数

k_r 0,02

f_0 16

参考资料:<http://www.sozhou.com/p/53e87538.html>



计算系数

k_r 0,02

f_0 16