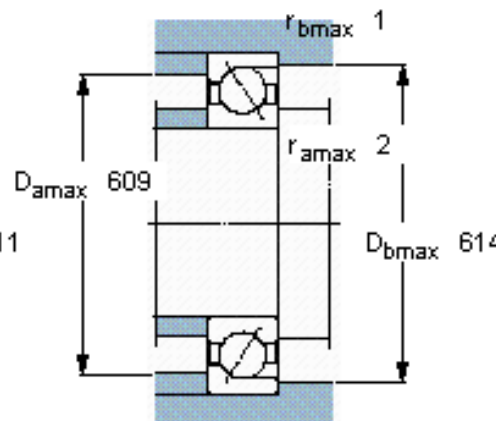
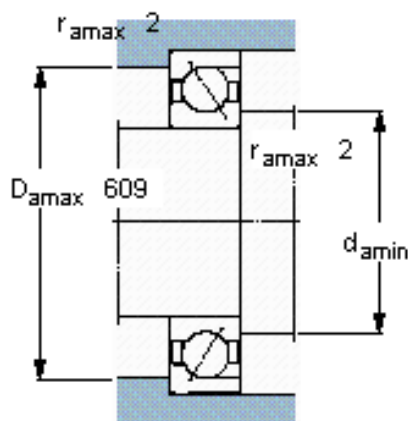
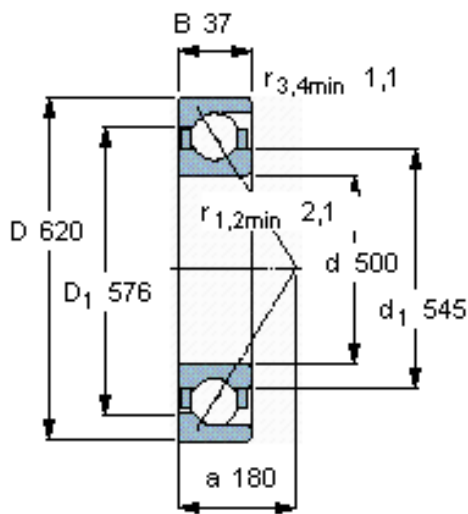


SKF 708/500 AMB参数

主要尺寸	d	500	mm	-
	D	620	mm	-
	B	37	mm	-
基本额定载荷	C	276000	N	动载荷
	C_0	620000	N	静载荷
疲劳载荷极限	P_u	11000	N	-
额定转速	参考转速	1000	r/min	-
	极限转速	1000	r/min	-
重量	重量	27000	g	-
型号	* SKF 探索者轴承	708/500 AMB	-	-

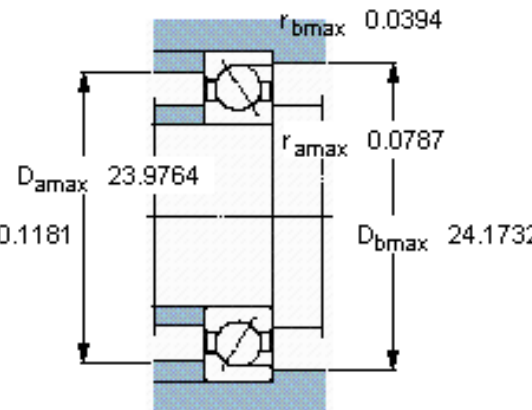
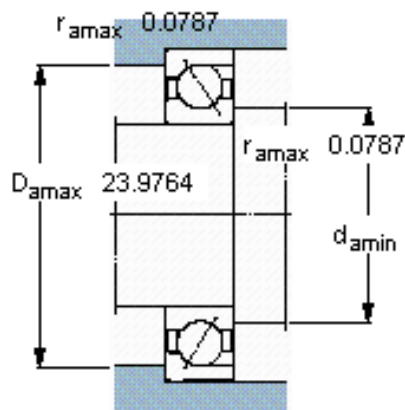
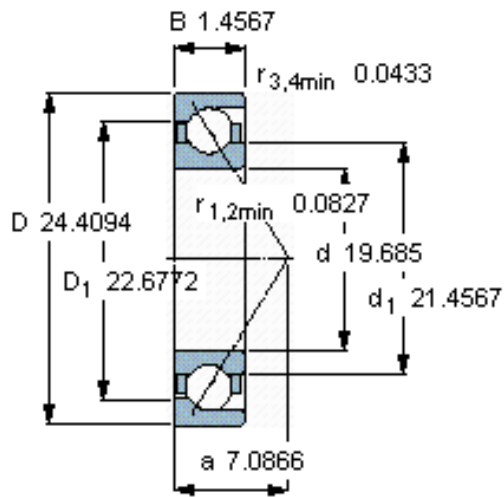
SKF 708/500 AMB图片



计算系数

- $k_r 0,078$
- $k_a 0,2$
- $e 0,8$
- $X 0,39$
- $Y 0,76$
- $Y_0 0,33$

参考资料:<http://www.sozhou.com/p/66c25010.html>



计算系数

$k_r = 0,078$

$k_a = 0,2$

$e = 0,8$

$X = 0,39$

$Y = 0,76$

$Y_0 = 0,33$