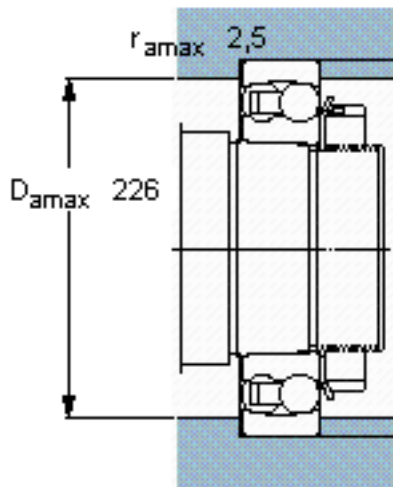
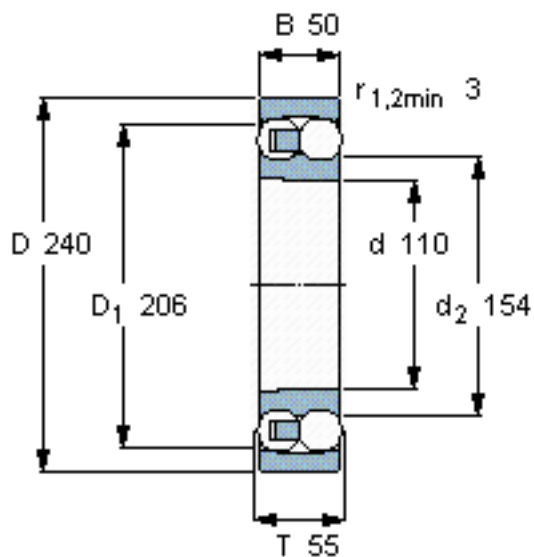


SKF 1322 KM参数

主要尺寸	d	110	mm	-
	D	240	mm	-
	B	50	mm	-
基本额定载荷	C	163000	N	动载荷
	C_0	72000	N	静载荷
疲劳载荷极限	P_u	2750	N	-
额定转速	参考转速	5300	r/min	-
	极限转速	3600	r/min	-
重量	重量	11500	g	-
型号	型号	1322 KM	-	-

SKF 1322 KM图片

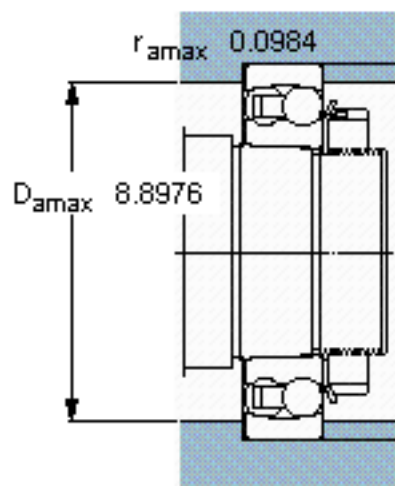
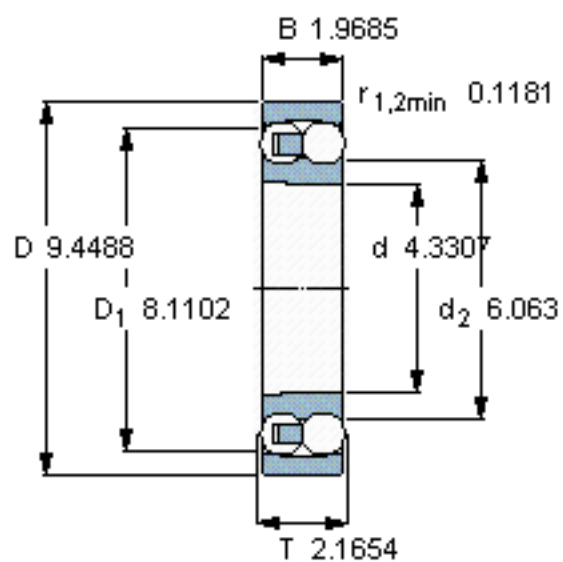


计算系数

e 0,22
Y₁ 2,9
Y₂ 4,5
Y₀ 2,8

圆锥孔，圆锥
1: 12

参考资料:<http://www.sozhou.com/p/8c3b54a6.html>



计算系数

- e 0,22
- Y_1 2,9
- Y_2 4,5
- Y_0 2,8

圆锥孔，圆锥
1: 12