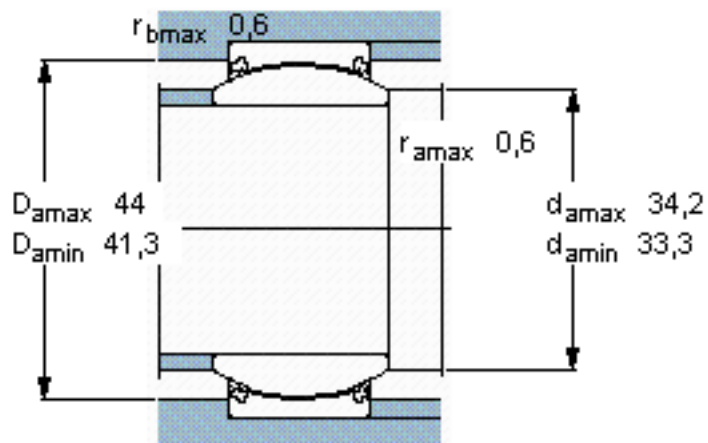
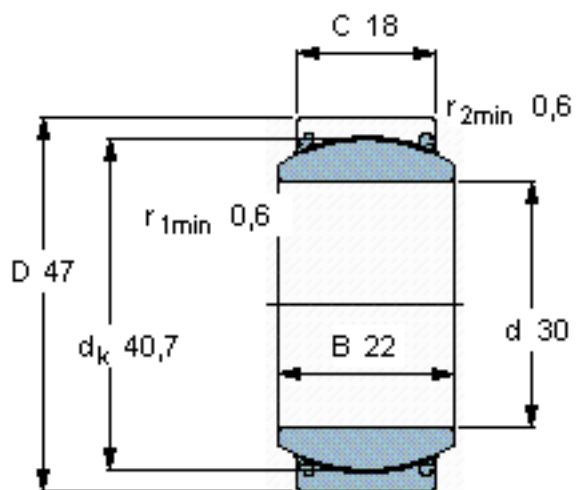


SKF GE 30 TXE-2LS参数

主要尺寸	d	30	mm	-
	D	47	mm	-
	B	22	mm	-
	C	18	mm	-
倾斜角	±	6	度	-
基本额定载荷	C	176000	N	动载荷
	$C_0$	290000	N	静载荷
重量	重量	160	g	-
型号	型号	GE 30 TXE-2LS	-	-

SKF GE 30 TXE-2LS图片



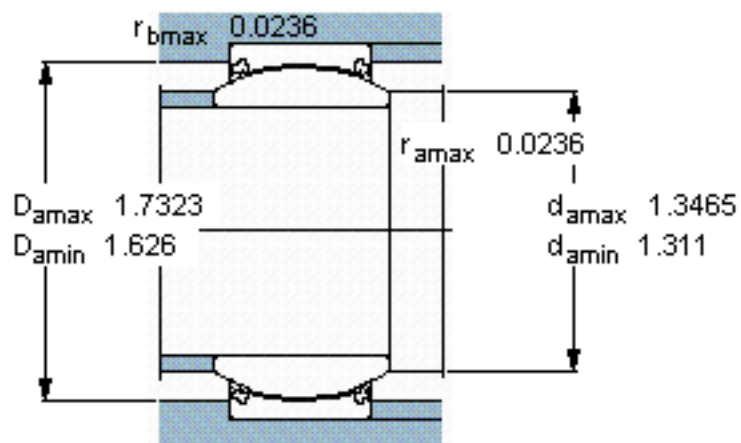
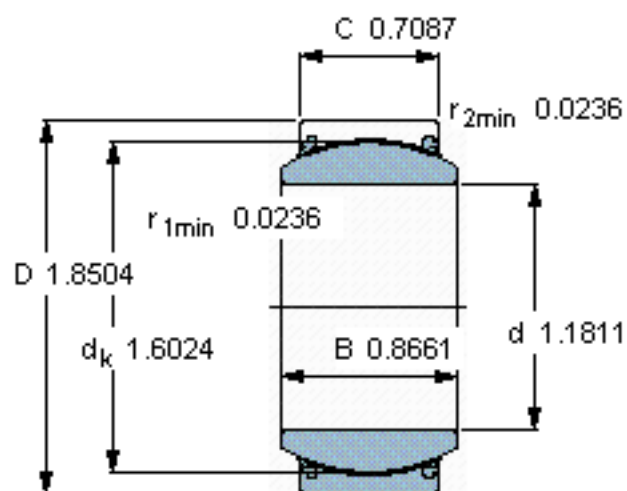
**特定负荷系数**

K 300

**材料常数**

$K_M$  770/4000/40000

参考资料:<http://www.sozhou.com/p/9146feaa.html>



**特定负荷系数**

$K$  300

**材料常数**

$K_M$  770/4000/40000