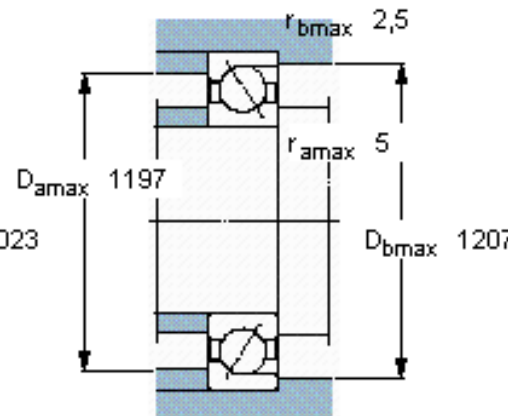
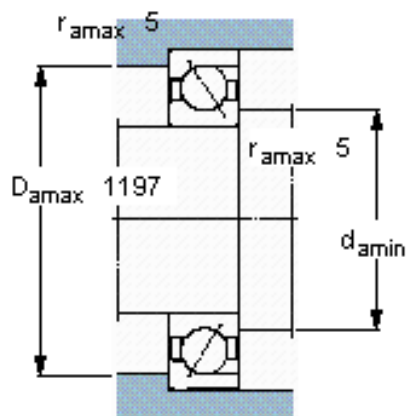
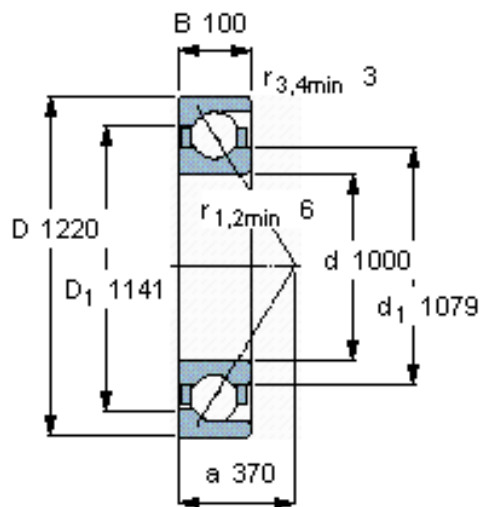


### SKF 718/1000 AMB参数

主要尺寸	d	1000	mm	-
	D	1220	mm	-
	B	100	mm	-
基本额定载荷	C	923000	N	动载荷
	$C_0$	2750000	N	静载荷
疲劳载荷极限	$P_u$	39000	N	-
额定转速	参考转速	400	r/min	-
	极限转速	430	r/min	-
重量	重量	245000	g	-
型号	* SKF 探索者轴承	718/1000 AMB	-	-

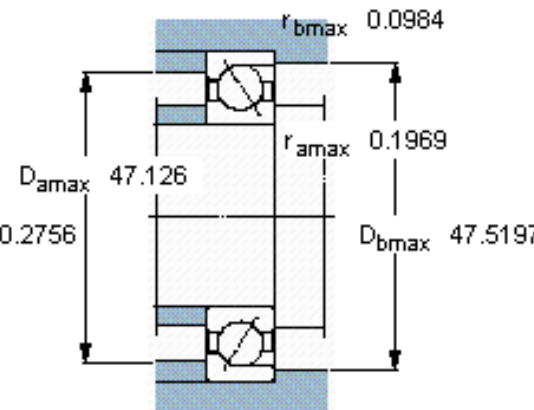
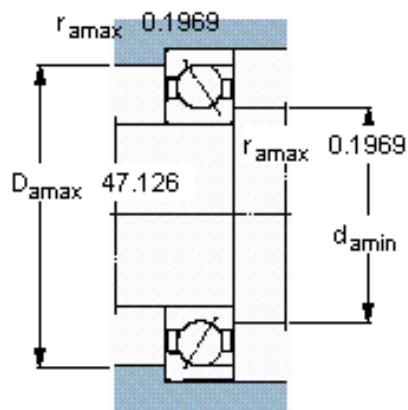
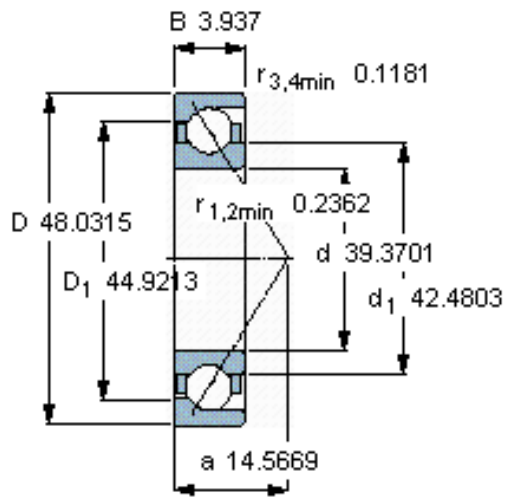
### SKF 718/1000 AMB图片



#### 计算系数

- $k_r 0,08$
- $k_a 0,3$
- $e 0,8$
- $X 0,39$
- $Y 0,76$
- $Y_0 0,33$

参考资料:<http://www.sozhou.com/p/c698166b.html>



**计算系数**

- $k_r = 0,08$
- $k_a = 0,3$
- $e = 0,8$
- $X = 0,39$
- $Y = 0,76$
- $Y_0 = 0,33$