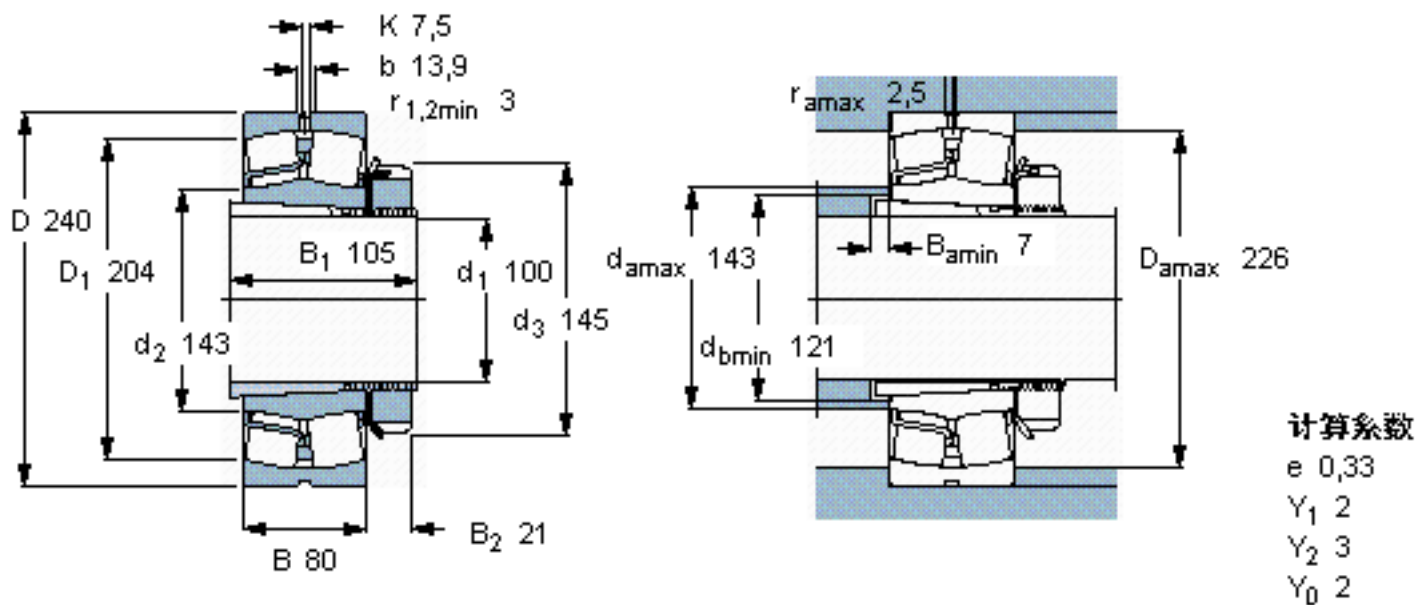


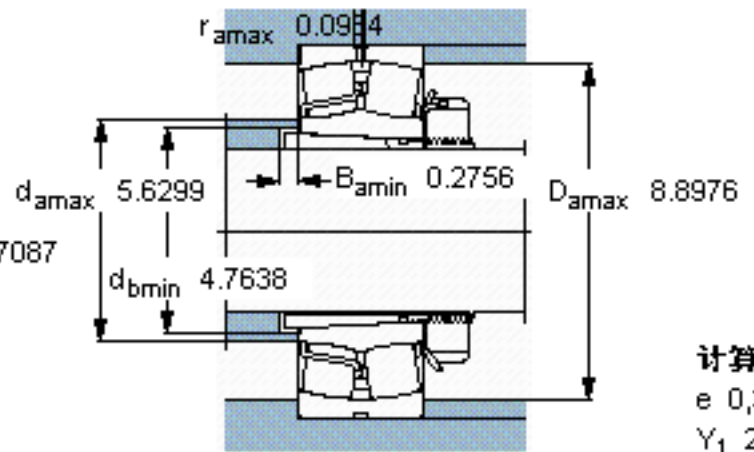
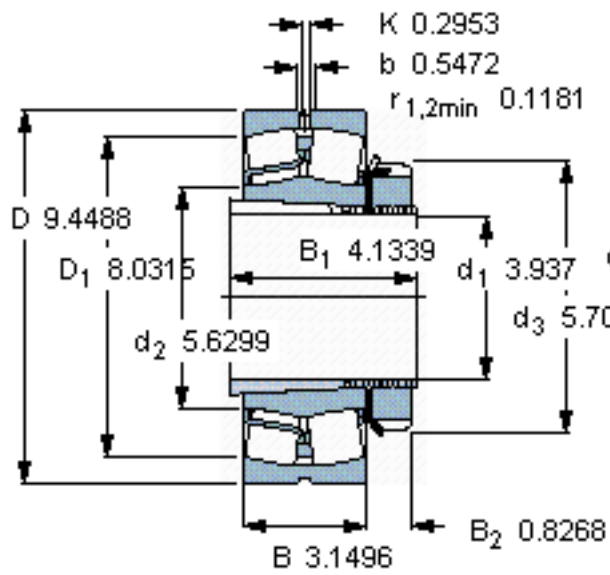
SKF 22322 EK + H 2322 *参数

主要尺寸	d_1	100	mm	-
	D	240	mm	-
	B	80	mm	-
基本额定载荷	C	950000	N	动载荷
	C_0	1120000	N	静载荷
疲劳载荷极限	P_u	100000	N	-
额定转速	参考转速	2000	r/min	-
	极限转速	2800	r/min	-
重量	重量	21000	g	-
型号	* SKF 探索者轴承	22322 EK + H 2322 *	-	-

SKF 22322 EK + H 2322 *图片



参考资料: <http://www.sozhou.com/p/edc1c999.html>



计算系数

e 0,33

Y_1 2

Y_2 3

Y_0 2